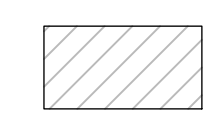




- DRAWING LIST:**
- A0 SITE PLAN
  - A0-1 GENERAL NOTES
  - A1 FLOOR PLANS
  - A2 ELEVATIONS
  - A3 ELEVATIONS
  - A4 PLUMBING LAYOUT
  - A5 ELECTRICAL DIAGRAM
  - A6 ROOF PLAN & FRAMING
  - A7 1ST FLOOR FRAMING
  - A8 2ND FLOOR FRAMING
  - A9 H-VAC DIAGRAM
  - A10 BUILDING SECTION
  - A11 SHEAR WALLS
  - A12 SHEAR WALL DETAILS
  - S1 FOUNDATION PLAN
  - S2 FOUNDATION DETAILS

AREA CALCULATIONS	
LIVING AREA 1ST FLOOR	2,907SF
LIVING AREA 2ND FLOOR	2,499SF
TOTAL LIVING AREA:	5,406SF
FRONT COVERED PORCH	80 SF
GARAGE	400 SF
REAR COVERED PATIO	179 SF
<b>TOTAL UNDER ROOF</b>	<b>3,566 SF</b>
OVERALL WIDTH	61'-4 1/2" SF
OVERALL DEPTH	60'-5 1/2" SF
LOT COVERAGE	TOTAL LOT: 7,500 S.F.
FOOTPRINT = 1,957 SF	LOT COVERAGE: 27.7 %

 RAISED GRADE AROUND HOUSE: 908 SF  
 FOOTPRINT: 2,907 SF

**SITE PLAN**  
3/32" = 1'-0" 01  
A0



A PROJECT FOR:  
**VALLEY DALE**  
11618 VALLEY DALE  
DALLAS, TEXAS

REVISIONS:


PROJECT NUMBER:  
**AC08202023**

ISSUE:  
**PRELIMINARY**

SHEET TITLE:  
**SITE PLAN**

SHEET NO.  
**A0**